

Power BI – Learning Companion (1/3)

Download the latest copy of this pathway: www.aka.ms/PowerBILearningPathway

www.aka.ms/pathways

Welcome






Welcome to this learning pathway that brings together a multitude of Microsoft resources to help you learn and grow using Power BI.

Get out of the gate quickly and easily by following the learning recommendations on this page.

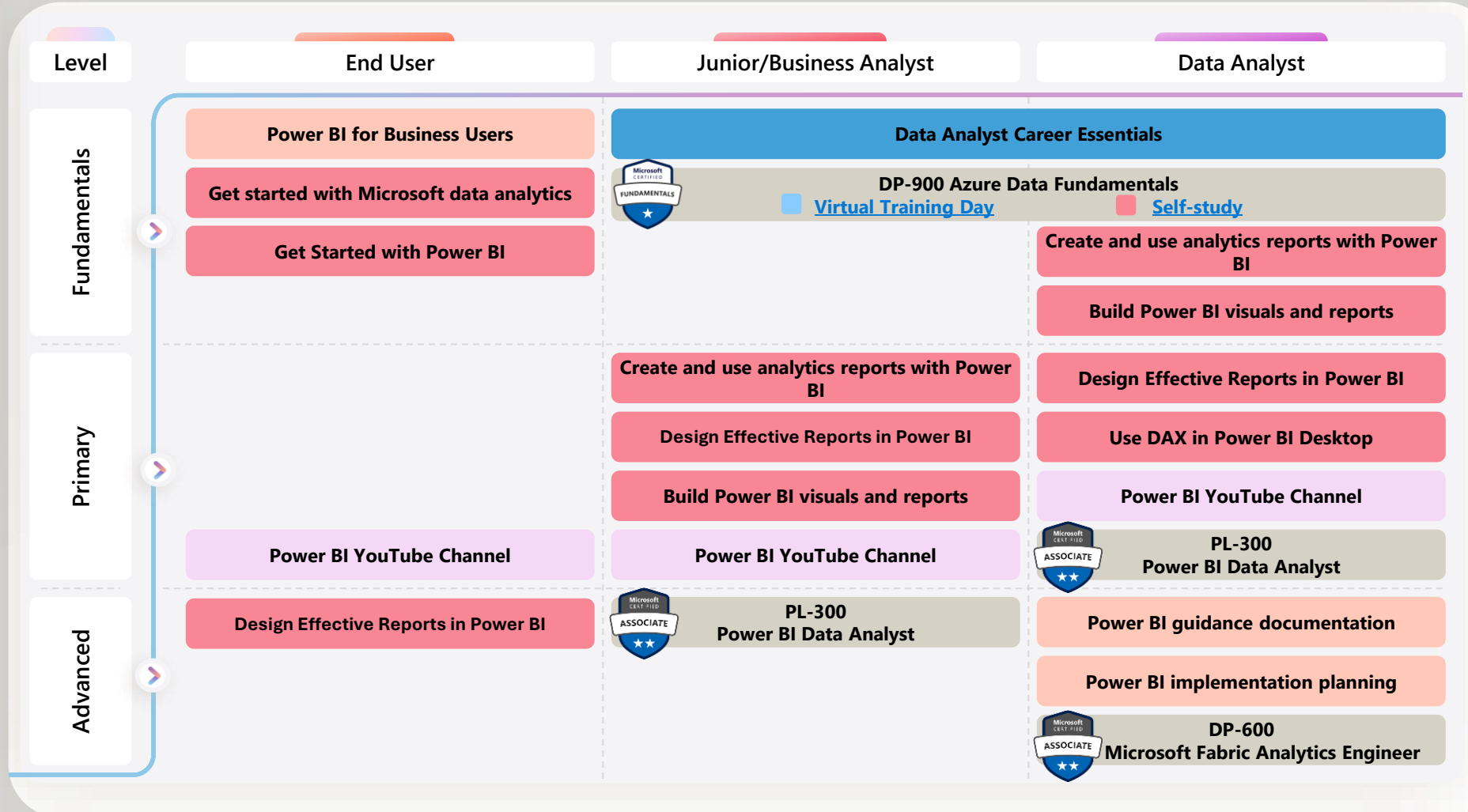
Alternatively, please review the content on the next two pages for a carefully curated selection of content to support your learning journey. Page 2 is aimed at a new/aspiring analyst whereas page 3 takes you further and onto certification.

Good luck!

Key

-  Virtual Training Day
-  Certification Content
-  Video
-  Self-Study
-  LinkedIn Learning (free)
-  Documentation

Getting Started – Choose your role



Power BI – Learning Companion (2/3)

www.aka.ms/pathways

Data Analyst Essentials

Explore foundational concepts used in data analysis and practice using software tools for data analytics and data visualization. Gain skills in data gathering and cleaning, SQL queries, quality data sets and visualizations.

 LinkedIn Learning



Introduction to Career Skills in Data Analytics

- Introduction
- Introduction to Data and Data Analysis
- Introduction to Business Intelligence
- Identifying Data
- Preparing Data
- Transforming Data
- Modelling Data
- Visualising Data
- Job Mapping
- Continue your journey



Learning Data Analytics 1. Foundations

- Introduction
- Getting Started
- Fundamentals of Data
- Key Elements
- Get Started with a Data Project
- Importing, Exporting and Connections
- Data Cleaning and Modeling
- Applying Common Techniques
- Conclusion



Learning Data Analytics 2. Apply Knowledge

- Introduction
- Working with Business Data
- Building Data Sets with Queries
- Chart Data Anytime and Anywhere
- Pivot Data Anytime and Anywhere
- Building in Power BI Desktop
- Power Query Tips and Tricks
- Presenting Data in Meetings
- Conclusion

Continue your study on Microsoft Learn

Get started with Microsoft data analytics

Learn how the suite of Power BI tools and services are used by a data analyst to tell a compelling story through reports and dashboards

START

Get Started with Power BI

Understand how your business can use Power BI and how you can get started building with it yourself!

START

Create/use analytics reports with Power BI

This learning path introduces you to Power BI and teaches you to use and build business intelligence reports.

START

Design Effective Reports in Power BI

Learn the process to design and deliver compelling Power BI reports.

START

Use DAX in Power BI Desktop

This learning path introduces Data Analysis Expressions (DAX) and provides you with foundational skills required to enhance data models with calculations.

START

Prepare data for analysis with Power BI

Learn how to use Power Query to extract data from different data sources, choose a storage mode, and connectivity type.

START

Ways to collaborate and share in Power BI

Collaborate in Teams or in a workspace and learn how to share reports or dashboards.

START

Power BI – Learning Companion (3/3)

www.aka.ms/pathways

Microsoft Learn/Documentation

Get started with Microsoft data analytics

Learn how the suite of Power BI tools and services are used by a data analyst to tell a compelling story through reports and dashboards

START

Create and use analytics reports with Power BI

This learning path introduces you to Power BI and teaches you to use and build business intelligence reports.

START

Design Effective Reports in Power BI

Learn the process to design and deliver compelling Power BI reports.

START

Use DAX in Power BI Desktop

Introduces you to Data Analysis Expressions (DAX) and provides you with foundational skills required to enhance data models with calculations.

START

Prepare and visualize data with Microsoft Power BI

Learn how to connect to data, transform and shape data, and create interactive visuals in a Power BI report.

START

Copilot for Power BI

- [Overview of Copilot for Power BI](#)
- [Enable Fabric Copilot for Power BI](#)
- [Update your data model to work well with Copilot for Power BI](#)
- [Create reports in the Power BI service with Copilot](#)
- [Create reports in Power BI Desktop with Copilot](#)
- [Create reports subscriptions with Copilot summaries in the Power BI service \(Preview\)](#)
- [Write Copilot prompts for creating report pages in Power BI](#)
- [Create a narrative with Copilot for Power BI](#)
- [Build your own Copilot solution accelerator for your coworkers](#)
- [Summarize a report in the Copilot pane](#)
- [Write Copilot prompts to create narrative visuals in Power BI](#)
- [Copilot DAX query features](#)
- [Use Copilot to write and explain DAX queries](#)
- [Use Copilot to create measure descriptions \(preview\)](#)
- [Enhance Q&A with Copilot for Power BI](#)
- [Ask Copilot for data from your model \(preview\)](#)
- [Use Copilot preview features in Power BI](#)
- [Copilot in the Power BI Mobile Apps \(preview\)](#)

Additional Study

- [Get started with Power BI](#)
- [Design and build tabular models](#)
- [Ways to collaborate and share in Power BI](#)
- [Prepare data for analysis with Power BI](#)
- [Create reports and dashboards](#)
- [Collaborate and share](#)
- [Power BI for consumers](#)
- [Power BI in the mobile apps](#)
- [Getting started with the Azure Maps Power BI visual](#)
- [Best practices guidance](#)
- [Develop in Power BI](#)
- [Fix performance issues](#)
- [Power Query](#)
- [Conditional Formatting in Tables](#)
- [Design Power BI reports for accessibility](#)
- [Data Alerts](#)
- [Data Refresh in Power BI](#)
- [Monitor Usage and Performance](#)
- [Many-to-many relationship guidance](#)
- [Microsoft Power BI Blog](#)

Role Based Certification

Power BI Data Analyst

PL-300: Microsoft Power BI Data Analyst

Skills Measured

- Prepare the data
- Model the data
- Visualize and analyse the data
- Manage and secure Power BI

Microsoft Learn

- [Get started with Microsoft data analytics](#)
- [Prepare data for analysis](#)
- [Model data in Power BI](#)
- [Build Power BI Visuals and Reports](#)
- [Manage workspaces and semantic models in Power BI](#)

Exam Study Guide

Course Page

Practice Assessment

Exam Page

Video on Demand

Power BI Documentation

Power BI Community Content Gallery

'Get Started' Documentation



Microsoft Power BI